




Presentation of the CDG2 hub
Franck Goldnadel,

19th June 2007



AÉROPORTS DE PARIS

Paris Charles de Gaulle



Paris-CDG : a leading airport

- N°2 in Europe, N°7 worldwide
- The strongest traffic growth of major airports in Europe in 2006 : +5,7%
- 3 terminals, 56,8 M passengers

A world class aviation infrastructure

- The only European airport with 2 pairs of parallel, independent runways
- Capacity : 110 mvt/h (120 by 2010)
- 533 000 movements


Connectivity with high-speed trains

- Brings additional traffic to CDG as a continental gateway
- 2,8 million passengers coming from high-speed train in 2006
- 50 direct trains a day in 2006

Overview of CDG

Powerful partners

- The main hub for Skyteam (Terminals 2CDEF)
- The European hub for Fedex and Postal hub for France
- The main other alliances, which are present: StarAlliance (T1) and Oneworld (T2A et 2B)



Strong link between cargo and passengers

- 45% of world cargo travel with passengers
- CDG: 2.13 M tons in 2006 (+6.0 %)
- Passenger operations benefit from additional revenue brought by belly-load cargo
- Synergies between networks of FedEx and Air France.

Daily non stop services to 165 destinations

Europe's top 10 destinations

Destination	Average frequency per week
1. London	210
2. Frankfurt	127
3. Milan	107
4. Amsterdam	97
5. Madrid	96
6. Munich	95
7. Rome	95
8. Zurich	82
9. Barcelona	81
10. Dusseldorf	78

Outside of Europe's top 10 destinations

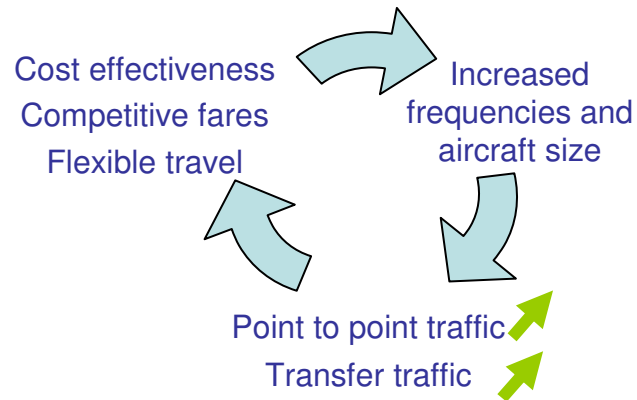
Destination	Average frequency per week
1. New-York	80
2. Tokyo	41
4. Tel Aviv	39
4. Tunis	37
5. Casablanca	35
6. Montréal	34
7. Dubai	26
8. Atlanta	25
9. Los Angeles	21
10. Alger	20

1. Focus on CDG2

2. The new « Galerie Parisienne » (Satellite 3)

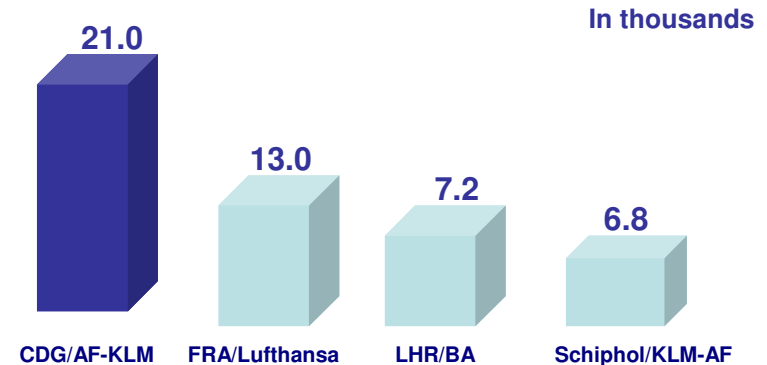
The winning model of the hub

The virtuous circle of the hub



- A customer expects maximum choice of destinations for the lowest price
- Most of Europe long-haul traffic flows are too thin to be served point-to-point
- Airlines are organized in hubs to maximise the choice of destinations
- Combining connecting passengers with local passengers also decreases costs
- Higher passenger numbers and lower costs => new routes are opened

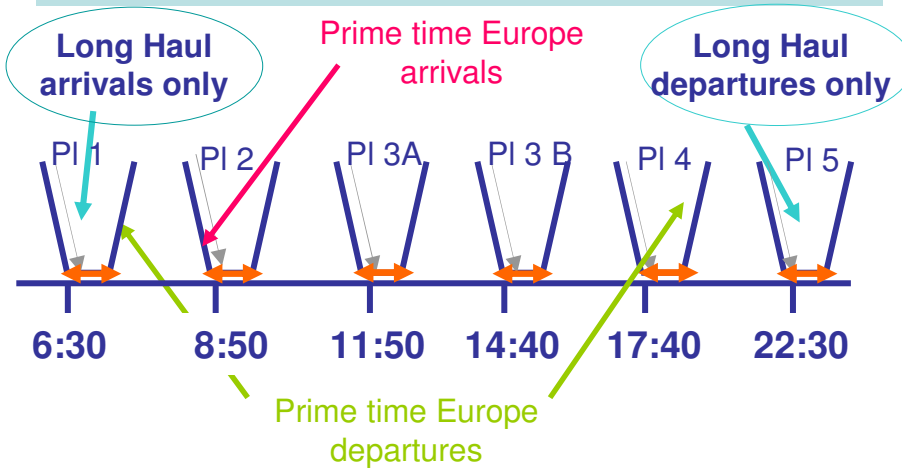
Number of long-haul medium-haul connecting opportunities in less than 2 hours



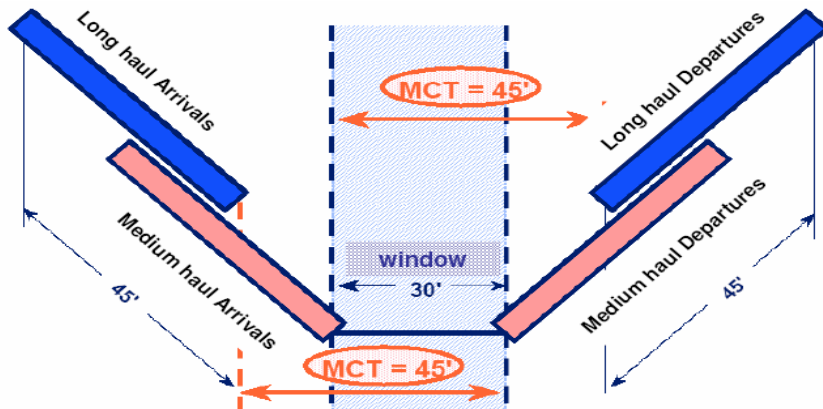
- CDG : more than 21,000 connecting possibilities per week
- Connection opportunities multiply by 4 from 1996 to 2006
- On average per day:
 - 1000 flights,
 - 100 000 passengers departures and arrivals of which 23 000 connecting passengers
 - 31,000 connecting bags

Waves of departures

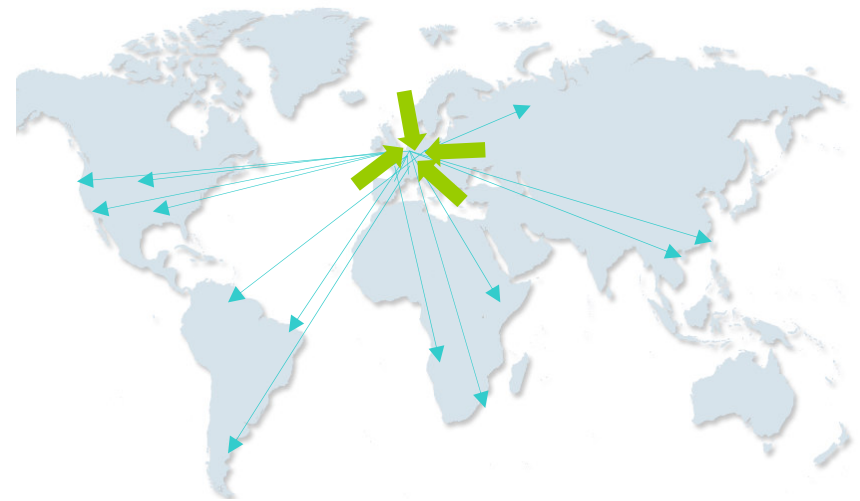
6 possibilities a day



Minimum connecting time : 45 min.



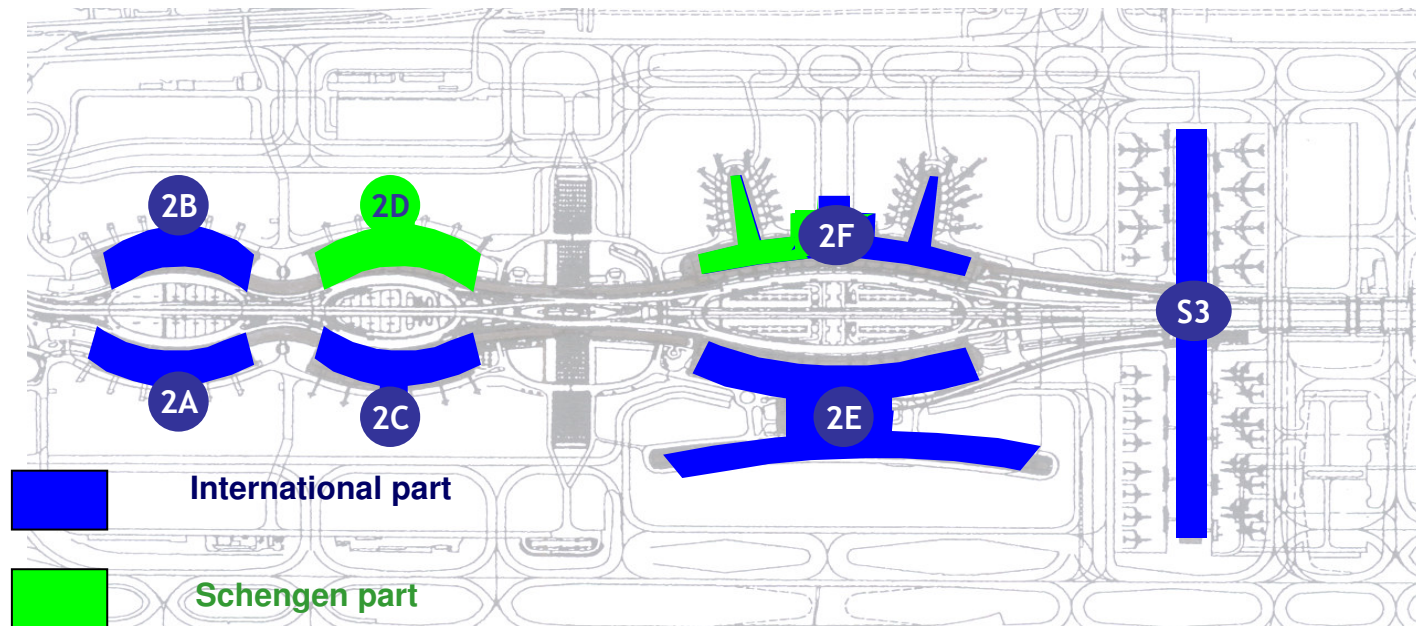
A high level of frequencies



Example: 42 flights arriving before 8H50 can feed 101 flights in less than 2 hours

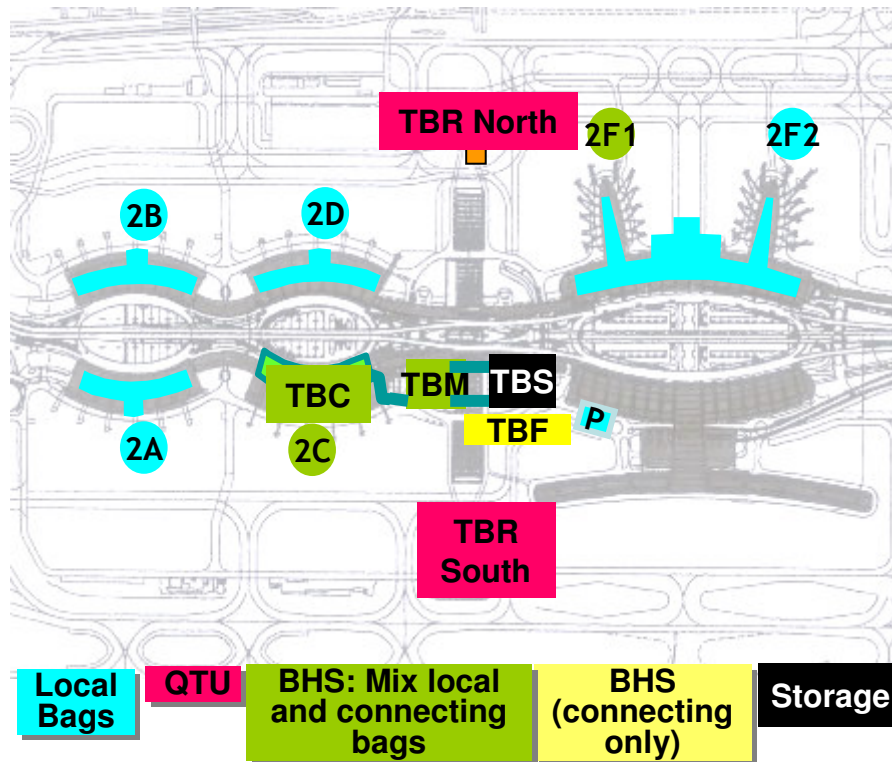
Reliable procedures for connecting passengers

The hub consists of 7 terminals



- Schengen flights: in terminals 2D and 2F1
- Long haul flights: in terminals 2C, 2F2 and 2E (including S3)

Efficiency of the baggage handling system



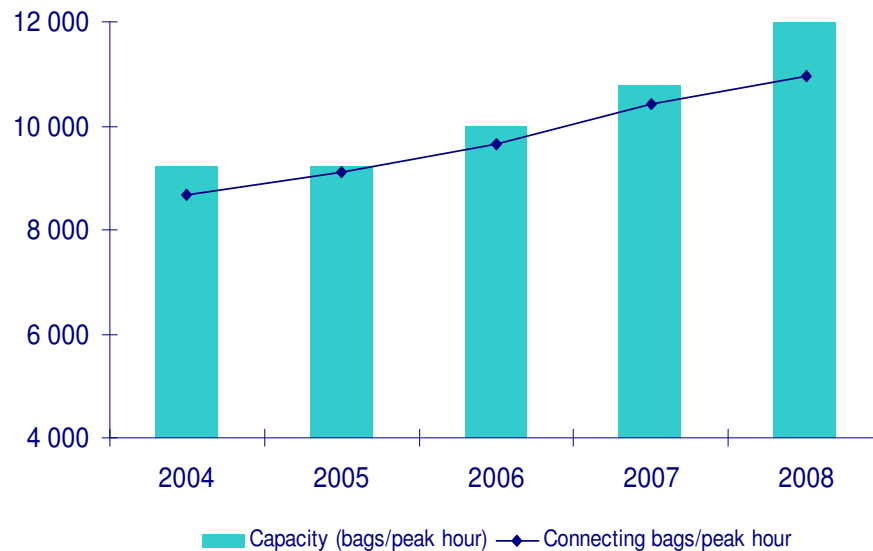
31,000 connecting bags per day at CDG2

A strong bags management

- Experience from the first years of hub operation has shown the importance of efficient baggage handling
- In all aircraft at arrival, all bags are identified per family:
 - Quick Transfer Units (**QTU**) for urgent baggage: low connecting times (between 45 and 60 minutes)
 - Baggage handling systems (**BHS**) for non-urgent baggage (between 60 and 90 minutes)
 - Long-term **storage** system for very long connections (more than 90 minutes)

Facilities baggage handling

Capacity for connecting bags



A strong bags management

- In 2006, a capacity of 10 000 bags per peak hour compared to 9652 bags handled
- Autumn 2007, the capacity will increase from 10 000 to 12 000 bags thanks to the optimisation of installations

1. Focus on CDG2

2. The new « Galerie Parisienne » (Satellite 3)

Satellite 3



- **Satellite S3 is an additional boarding room to CDG Terminals 2E and 2F**
- **Improvement of quality of passengers accommodation**
- **Increase up to 26 of aircraft stands in contact with the terminal**
- **Simultaneous accommodation of several A380 Airbus (6 equipped stands)**
- **Final cost: 645 €M**

Size

**750 m long,
36 m wide**

Capacity

+ 8.5 m pax

Retail areas

**4,600 sqm of which
3,200 sqm of shops**

A 380

6 equipped stands

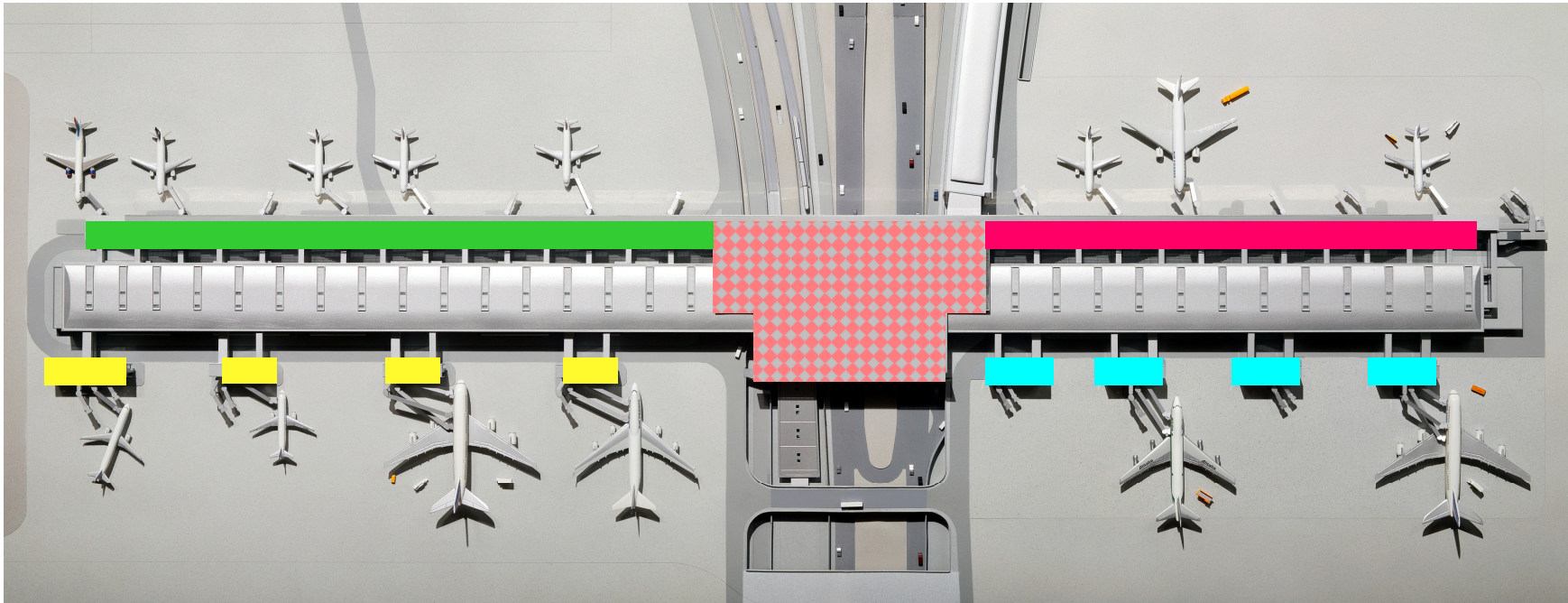
Opening phases

**27 June and
end of the year**

Up to 26 aircraft stands, a strong modularity

8 medium-size aircrafts

3 large-size aircrafts or 6 medium-size aircrafts



4 large-size aircrafts stands
or 8 medium-size aircrafts

4 large size aircrafts

CDG 2E



- Reopening of CDG 2 E
- Improvement in quality of passenger accommodations
- Increase up to 14 of aircraft stands in contact with the terminal

Capacity

7.5 m pax

Retail areas

3,000 sqm of shops

Stands

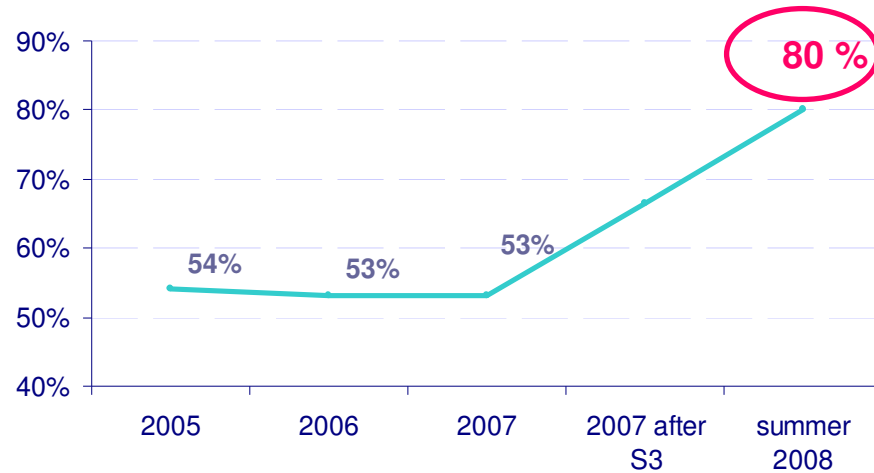
14

Opening phases

Q1 2008

Performance of the hub in the summer 2008

Contact rate at CDG 2 in 2008



CDG 2 at the summer 2008

- +16,9 million additional capacity to 63.9 million passengers
- 150 aircraft stands (including remote stands)
- Contact rate: 80 %
- 8 Airbus A380 stands

Thank you for your attention

